



2015 2016

2016 12

1

2

1

不

2

3

位

4

1

2

3

位

1

2

3

1

不

2

位

3

4

到

1

2

| | | | | | |
|------|-------|--------|-------|------|--------|
| | | 14 | | | |
| 3 | | | 46 | | |
| | 18855 | | 18185 | | 96.44% |
| | | | | 2015 | 4639 |
| 4426 | | 95.41% | | | 447 |
| 52 | | 301 | 13 | | 304 |
| 26 | | 1381 | | 2014 | 344 |
| | | 42.37% | | | |
| | | | | | 20 |
| | | 42 | | | |

| | | | | | | |
|---|----|---|------|------|----|---|
| | | | 2015 | 2016 | | |
| | 2 | | 1 | | 1 | 2 |
| | | | | 2 | | 2 |
| | 2 | / | 3 | | 1 | / |
| / | 10 | | | | 21 | |
| | | 1 | | | 5 | |

1
97%

9

1

1090.5
103

17.29:1
566

974
79

233
326

1 2015 2016

| | | 103 | 566 | 298 | 7 | 974 | |
|--|-----|--------|--------|--------|-------|------|--|
| | (%) | 10.57% | 58.11% | 30.60% | 0.72% | 100% | |
| | | 38 | 103 | 89 | 3 | 233 | |
| | (%) | 16.3% | 44.20% | 38.19% | 1.31% | 100% | |

2 2015 2016

| | | 79 | 326 | 479 | 82 | 8 | 974 |
|--|---|-------|--------|--------|--------|-------|------|
| | % | 8.11% | 33.47% | 49.17% | 8.41% | 0.84% | 100% |
| | | 11 | 101 | 97 | 24 | / | 233 |
| | % | 4.72% | 43.35% | 41.63% | 10.30% | / | 0 |

3 2015 2016

| | 29 | 30 34 | 35 39 | 40 44 | 45 49 | 50 54 | 55 59 | 60 64 | 65 | |
|---|-------|--------|--------|--------|-------|-------|-------|-------|-------|---------|
| | 60 | 183 | 290 | 122 | 69 | 95 | 63 | 56 | 36 | 974 |
| % | 6.16% | 18.79% | 29.77% | 12.53% | 7.08% | 9.75% | 6.47% | 5.74% | 3.71% | 100.00% |

1

位

50%

60

4 2015 2016

| | |
|--|----|
| | |
| | 4 |
| | 6 |
| | 2 |
| | 42 |

| | |
|--|----|
| | |
| | 51 |
| | 63 |

2

到

3

到

4

建

| | | | | | |
|-----|------|------|--------|------|------|
| | | | | 2015 | 2016 |
| | | 42 | 2 | 34 | |
| 23 | | | 201.36 | | |
| 100 | | | | | |
| | 2015 | 2016 | | | 310 |
| | 50 | | 1 | | |
| 1 | | 9 | 16 | | |
| 2 | | | | | |
| 1 | | | | | |

2015 25800.17
 13859.14
 2015 3357.02
 1803.30 13.01%
 545.75 187.16 , 100.54
 197.74
 2
 13.44m²/ 1.01m²/
 2015 898.53
 2015 11406.78 6049.73
 + 2.1
 3372 1142010 60
 192.96 EBSCO
 CALIS
 94.5 2015 2016
 5.89
 27
 2015 584
 1633
 7000
 40 263 21700
 200
 2014 MOOC SPOC
 2015 , 2015
 65
 (OA)

DNS

建

1 不
1 不

2015

3 2016

3

46

5 2015 2016

| | | % |
|--|----|--------|
| | 6 | 13.04% |
| | 18 | 39.13% |
| | 3 | 6.52% |
| | 9 | 19.57% |
| | 1 | 2.17% |
| | 8 | 17.39% |
| | 1 | 2.17% |

6 2015 2016

| 1 | | 081004 | |
|---|--|--------|--|
| 2 | | 080601 | |
| 3 | | 080801 | |
| 4 | | 080701 | |
| 5 | | 080702 | |
| 6 | | 080703 | |

| | | | |
|----|--|---------|--|
| | | | |
| 7 | | 080301 | |
| 8 | | 080202 | |
| 9 | | 080203 | |
| 10 | | 080204 | |
| 11 | | 080207 | |
| 12 | | 080208 | |
| 13 | | 080901 | |
| 14 | | 080902 | |
| 15 | | 080903 | |
| 16 | | 082801 | |
| 17 | | 082803 | |
| 18 | | 081001 | |
| 19 | | 120202 | |
| 20 | | 120204 | |
| 21 | | 120103 | |
| 22 | | 120105 | |
| 23 | | 120601 | |
| 24 | | 120802T | |
| 25 | | 120901K | |
| 26 | | 120902 | |
| 27 | | 120210 | |
| 28 | | 020303 | |
| 29 | | 020401 | |
| 30 | | 020304 | |
| 31 | | 080704 | |
| 32 | | 090502 | |
| 33 | | 050207 | |
| 34 | | 050201 | |
| 35 | | 050303 | |

| | | | | | |
|--|--|---|--|--|---|
| | | / | | | / |
| | | | | | |
| | | | | | |
| | | | | | |

2 不

2015

2015

2016

3 不

2016

8 2015

| | % |
|--|--------|
| | 32.11% |
| | 35.83% |
| | 25.32% |
| | 29.97% |
| | 22.50% |
| | 31.58% |

2015

24.02%

9 2015

| | % |
|--|--------|
| | 21.80% |
| | 26.38% |
| | 22.92% |
| | 21.48% |
| | % |
| | 19.79% |
| | 31.73% |

2

1

2015

10 2015 2016

| | |
|--|----|
| | |
| | 28 |
| | 47 |

2

2015 2016

2015 2016

126

11

357

6.47%

2015 2016

74.44%

1027

728

67

2007

2

2

1

200

12

| | | | |
|---|--|------|------|
| | | | |
| 1 | | 2007 | 2009 |
| 2 | | 2009 | 2011 |
| 3 | | 2011 | 2014 |
| 4 | | 2012 | |
| 5 | | 2013 | |

,

365

200

1

1

3

40

4

4 6 1
1

2015 2016

5

13 2015 2016

| | |
|--|----|
| | |
| | 5 |
| | 75 |
| | 28 |

2

2016 6

2016

2016 9

1

1

位

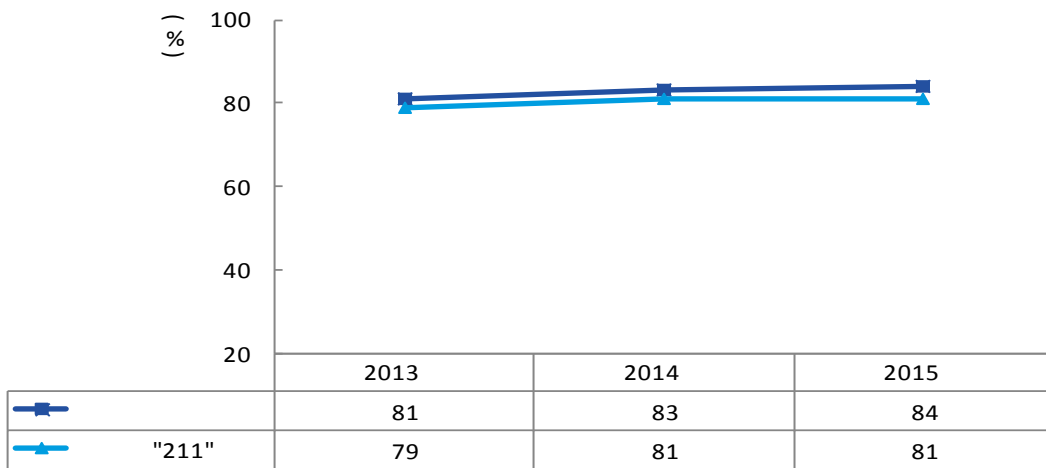
1

,

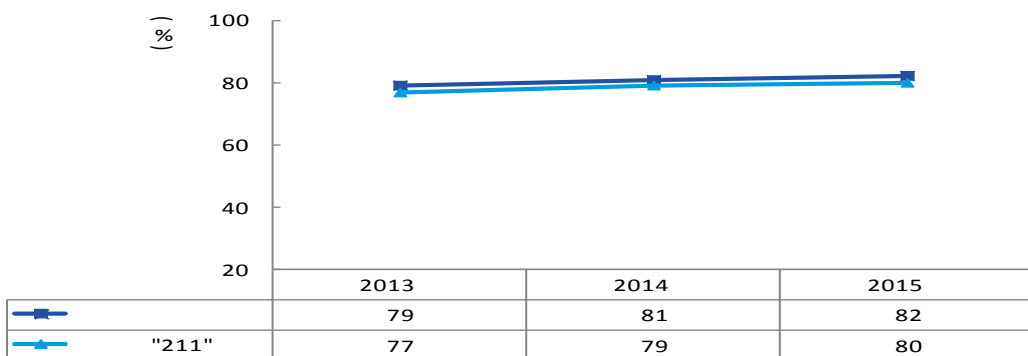
2

95%
2013 2015

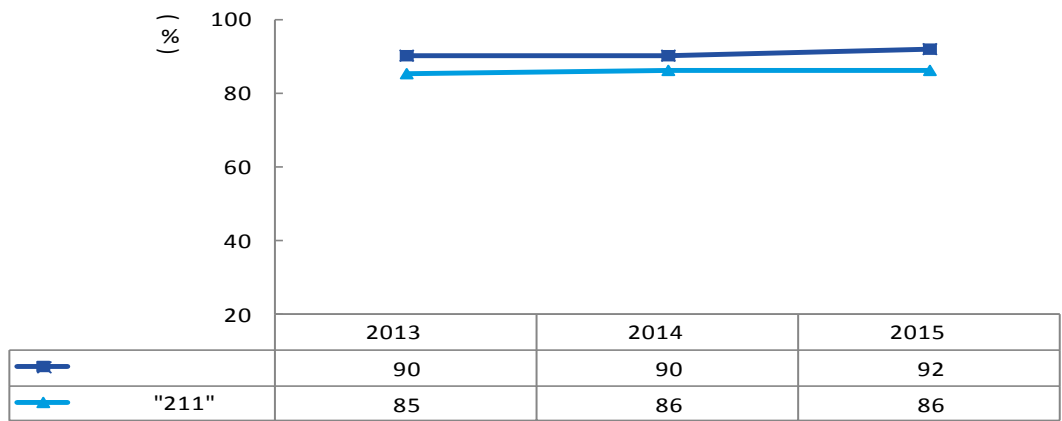
1 4



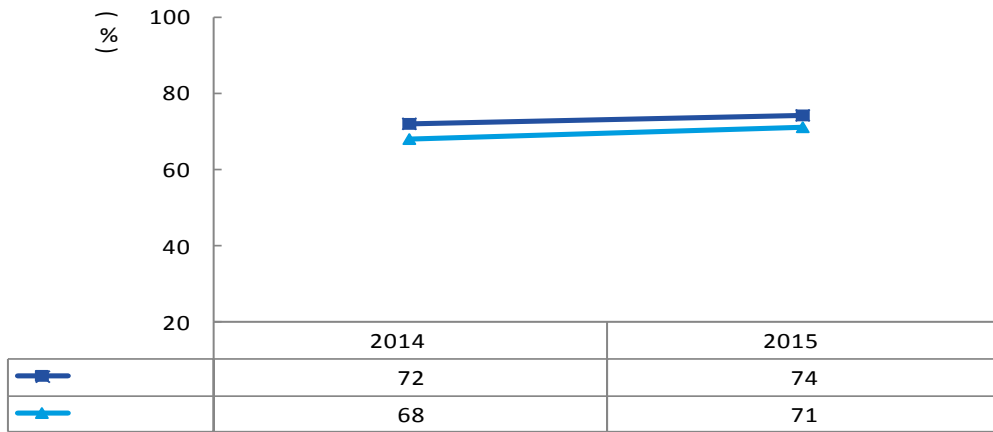
1



2



3



4

3

位

2015

31

1506

519

15

1

2016 3829 96.55 %
90.62% 2015
52
13 26
2015 40 4639
4426 95.41%
15 2015

| | | | | |
|----|-----|-----|-----|---------|
| | | | | |
| 1 | | 59 | 59 | 100.00% |
| 2 | | 119 | 118 | 99.16% |
| 3 | | 177 | 175 | 98.87% |
| 4 | | 88 | 87 | 98.86% |
| 5 | () | 69 | 68 | 98.55% |
| 6 | | 239 | 235 | 98.33% |
| 7 | | 119 | 116 | 97.48% |
| 8 | | 70 | 68 | 97.14% |
| 9 | | 306 | 296 | 96.73% |
| 10 | | 60 | 58 | 96.67% |
| 11 | | 297 | 287 | 96.63% |
| 12 | | 148 | 143 | 96.62% |

| | | | | |
|----|---------|-----|-----|--------|
| | | | | |
| 19 | | 118 | 112 | 94.92% |
| 20 | () | 118 | 112 | 94.92% |
| 21 | | 98 | 93 | 94.90% |
| 22 | | 56 | 53 | 94.64% |
| 23 | | 201 | 190 | 94.53% |
| 24 | | 91 | 86 | 94.51% |
| 25 | | 143 | 135 | 94.41% |
| 26 | | 297 | 280 | 94.28% |
| 27 | | 138 | 130 | 94.20% |
| | | 198 | 186 | 93.94% |
| 29 | | 94 | 88 | 93.62% |
| 30 | | 167 | 156 | 93.41% |
| 31 | () () | 60 | 56 | 93.33% |

2

30

70

2015chinajoy cosplay

Cosplay

5

3

2015

| | | | | | |
|-------|--------|-----|--------|-------|------|
| | | | 9 | | 9 |
| | | 7 | | | 11 |
| | | | 1 | | |
| 2015 | | | | | 2015 |
| | | | 2015 | 2016 | |
| 2960 | 444.00 | | 277 | 138.5 | |
| 5 | 4 | 83 | 152.39 | | 1374 |
| 310.9 | | 928 | 185.6 | | |

Freecase

115

1500 /

2015

8

University of California, Berkeley Harvard University

Yale University The George Washington University University System of Maryland

Columbia University 6

2

3 6

9 12

2016

4

3

2015 12

2015

97.64%

96.7% 0.94

93.01%

1.5%

0.12%

3.11%

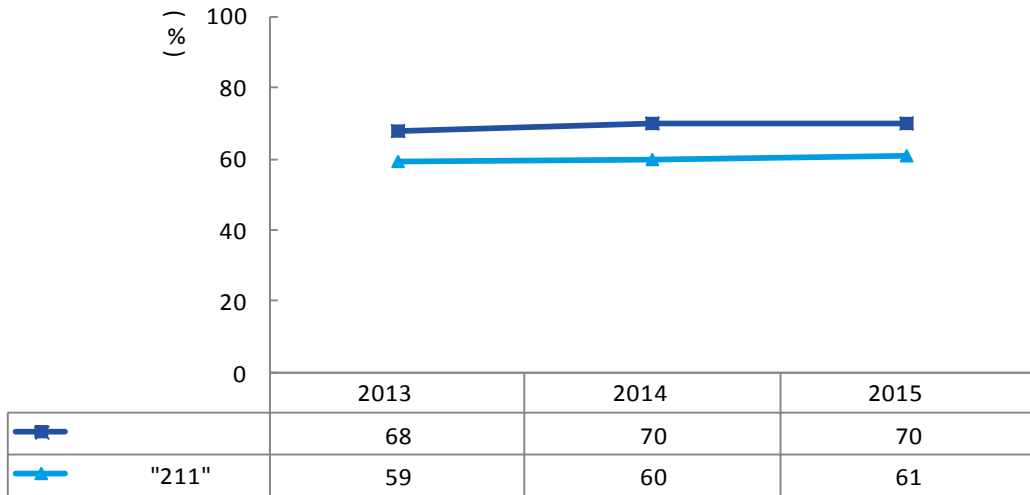
0.62%

0.35% 2015

70%

61%

2014



5

2015

93.00%

97.40%

17

2015

| | | | |
|--|--|------------------|-------------------|
| | | 92.62% (276/298) | 98.32% (293/298) |
| | | 89.19% (66/74) | 100.00% (74/74) |
| | | 93.48% (43/46) | 97.83% (45/46) |
| | | 90.00% (36/40) | 100.00% (40/40) |
| | | 94.93% (131/138) | 97.10% (134/138) |
| | | 97.14% (204/210) | 100.00% (210/210) |
| | | 98.31% (58/59) | 100.00% (59/59) |
| | | 95.92% (47/49) | 100.00% (49/49) |
| | | 96.67% (29/30) | 100.00% (30/30) |
| | | 97.22% (70/72) | 100.00% (72/72) |
| | | 89.81% (97/108) | 99.07% (107/108) |
| | | 95.02% (610/642) | 98.75% (634/642) |
| | | 94.62% (123/130) | 97.69% (127/130) |
| | | 97.30% (72/74) | 98.65% (73/74) |
| | | 97.10% (67/69) | 98.55% (68/69) |
| | | 95.65% (22/23) | 100.00% (23/23) |
| | | 94.44% (34/36) | 100.00% (36/36) |
| | | 94.19% (292/310) | 99.03% (307/310) |

| | | | |
|--|-----|-------------------|-------------------|
| | | | |
| | | 99.59% (240/241) | 99.59% (241/242) |
| | | 98.90% (90/91) | 98.90% (90/91) |
| | | 100.00% (120/120) | 100.00% (121/121) |
| | | 100.00% (30/30) | 100.00% (30/30) |
| | | 72.66% (101/139) | 97.12% (135/139) |
| | | 96.31% (209/217) | 98.62% (214/217) |
| | | 97.83% (90/92) | 98.91% (91/92) |
| | | 95.10% (97/102) | 98.04% (100/102) |
| | | 95.65% (22/23) | 100.00% (23/23) |
| | | 92.74% (230/248) | 98.39% (244/248) |
| | | 89.61% (69/77) | 98.70% (76/77) |
| | | 93.75% (30/32) | 100.00% (32/32) |
| | | 92.00% (23/25) | 96.00% (24/25) |
| | | 94.74% (108/114) | 98.25% (112/114) |
| | | 97.22% (175/180) | 99.44% (179/180) |
| | | 98.33% (118/120) | 99.17% (119/120) |
| | | 95.00% (57/60) | 100.00% (60/60) |
| | | 97.83% (315/322) | 99.38% (320/322) |
| | | 98.54% (135/137) | 99.27% (136/137) |
| | | 96.12% (99/103) | 99.03% (102/103) |
| | | 97.37% (37/38) | 100.00% (38/38) |
| | | 100.00% (17/17) | 100.00% (17/17) |
| | | 100.00% (27/27) | 100.00% (27/27) |
| | | 79.91% (370/463) | 85.96% (398/463) |
| | | 52.00% (13/25) | 64.00% (16/25) |
| | | 86.96% (20/23) | 95.65% (22/23) |
| | | 78.81% (93/118) | 88.98% (105/118) |
| | | 77.87% (95/122) | 83.61% (102/122) |
| | | 54.29% (19/35) | 65.71% (23/35) |
| | | 93.85% (61/65) | 93.85% (61/65) |
| | | 92.00% (69/75) | 92.00% (69/75) |
| | | 65.52% (19/29) | 82.76% (24/29) |
| | | 66.67% (10/15) | 93.33% (14/15) |
| | | 64.29% (9/14) | 71.43% (10/14) |
| | | 96.73% (296/306) | 99.02% (303/306) |
| | | 94.59% (105/111) | 97.30% (108/111) |
| | | 96.67% (87/90) | 100.00% (90/90) |
| | () | 100.00% (55/55) | 100.00% (55/55) |
| | | 98.00% (49/50) | 100.00% (50/50) |
| | | 85.92% (61/71) | 100.00% (71/71) |
| | | 89.66% (26/29) | 100.00% (29/29) |

| | | | |
|--|--|------------------|------------------|
| | | | |
| | | 89.66% (26/29) | 100.00% (29/29) |
| | | 69.23% (9/13) | 100.00% (13/13) |
| | | 97.90% (559/571) | 99.47% (568/571) |
| | | 100.00% (31/31) | 100.00% (31/31) |

2 位

1

8 ; 20 75%
100% 98%

3

25% 50% 5
30% 3
80% 10% 20%
60%

10

4

到

